Wymiary montażowe i gabarytowe silników Nema Energy Efficient w wykonaniu JP
JP mounting dimensions and overall dimensions

Frame	BB	BD	BF			EL	EM	EN			EQ	ET	Keyseat			U	AH	AJ	AK
			Num - ber	Tap size	Bolt pene-tration allow-ance			Tap size	Tap drill depth max	Bolt pene-tration allow-ance			ES min	R	S				
	[inches]																		
143JP	0,156 / 0,125	6,50	4	3/8-16	0,56	1,156 / 1,154	1,0000 / 0,9995	3/8-16	1,12	0,85	1,578 / 1,548	5,952 / 5,922	1,65	0,771 / 0,756	0,190 / 0,188	0,8745 / 0,8740	7,343 / 7,281	5,875	4,500 / 4,497
145JP	0,156 / 0,125	6,50	4	3/8-16	0,56	1,156 / 1,154	1,0000 / 0,9995	3/8-16	1,12	0,85	1,578 / 1,548	5,952 / 5,922	1,65	0,771 / 0,756	0,190 / 0,188	0,8745 / 0,8740	7,343 / 7,281	5,875	4,500 / 4,497
182JP	0,156 / 0,125	6,50	4	3/8-16	0,56	1,250 / 1,248	1,0000 / 0,9995	3/8-16	1,12	0,85	1,578 / 1,548	5,952 / 5,922	1,65	0,771 / 0,756	0,190 / 0,188	0,8745 / 0,8740	7,343 / 7,281	5,875	4,500 / 4,497
184JP	0,156 / 0,125	6,50	4	3/8-16	0,56	1,250 / 1,248	1,0000 / 0,9995	3/8-16	1,12	0,85	1,578 / 1,548	5,952 / 5,922	1,65	0,771 / 0,756	0,190 / 0,188	0,8745 / 0,8740	7,343 / 7,281	5,875	4,500 / 4,497

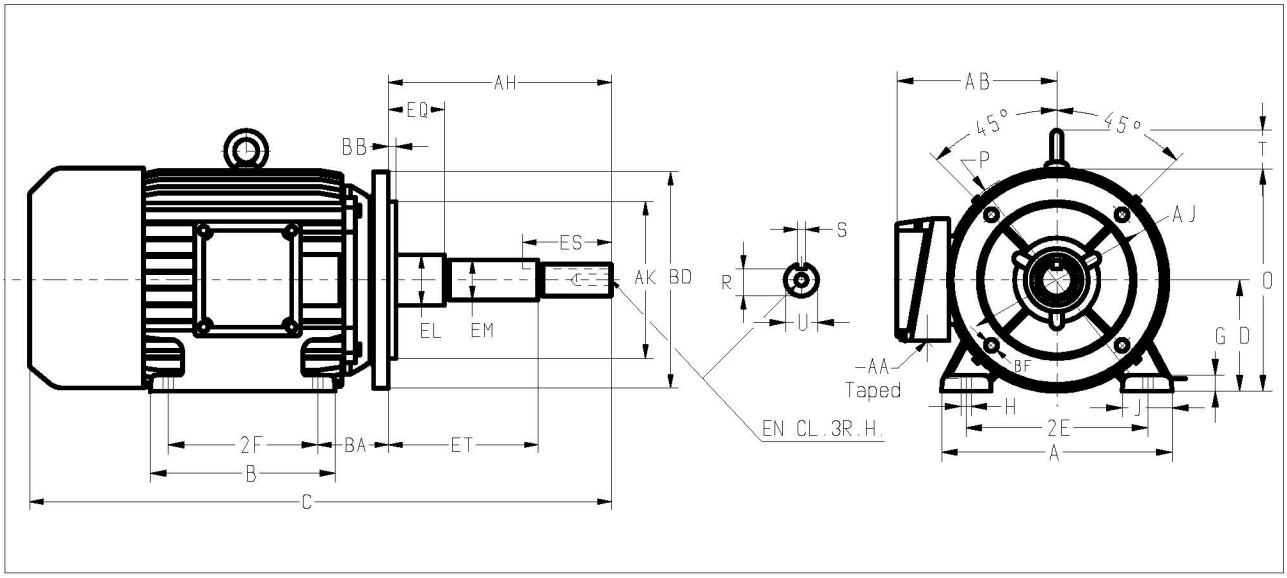

Frame	A	B	C	D	2E	2F	BA	G	H	J	O	P	T	AA	AB
	[inches]														
143JP	6,62	5,83	18,24	3,50	5,50	4,00	2,36	0,39	0,34	1,66	7,48	8,27	-	3/4	6,50
145JP	6,62	7,00	19,41	3,50	5,50	5,00	2,36	0,39	0,34	1,66	7,48	8,27	-	3/4	6,50
182JP	9,00	6,74	19,82	4,50	7,50	4,50	2,78	0,60	0,41	2,13	9,09	9,53	1,77	1	7,90
184JP	9,00	8,31	21,44	4,50	7,50	5,50	2,78	0,60	0,41	2,13	9,09	9,53	1,77	1	7,90

Wymiary montażowe i gabarytowe silników Nema Energy Efficient w wykonaniu JP
JP mounting dimensions and overall dimensions

Frame	BB	BD	BF			EL	EM	EN			EQ	ET	Keyseat			U	AH	AJ	AK
			Number	Tap size	Bolt penetration allowance			Tap size	Tap drill depth max	Bolt penetration allowance			ES min	R	S				
	[inches]																		
213JP	0,312 / 0,250	9,0	4	1/2-13	0,75	1,750 / 1,748	1,3750 / 1,3745	3/8-16	1,12	0,85	2,390 / 2,360	5,890 / 5,860	1,65	1,112 / 1,097	0,252 / 0,250	1,2495 / 1,2490	8,156 / 8,094	7,250	8,500 / 8,497
215JP	0,312 / 0,250	9,0	4	1/2-13	0,75	1,750 / 1,748	1,3750 / 1,3745	3/8-16	1,12	0,85	2,390 / 2,360	5,890 / 5,860	1,65	1,112 / 1,097	0,252 / 0,250	1,2495 / 1,2490	8,156 / 8,094	7,250	8,500 / 8,497
254JP	0,312 / 0,250	10,0	4	1/2-13	0,75	1,750 / 1,748	1,3750 / 1,3745	1/2-13	1,50	1	2,390 / 2,360	5,890 / 5,860	2,53	1,112 / 1,097	0,252 / 0,250	1,2495 / 1,2490	8,156 / 8,094	7,250	8,500 / 8,497
256JP	0,312 / 0,250	10,0	4	1/2-13	0,75	1,750 / 1,748	1,3750 / 1,3745	1/2-13	1,50	1	2,390 / 2,360	5,890 / 5,860	2,53	1,112 / 1,097	0,252 / 0,250	1,2495 / 1,2490	8,156 / 8,094	7,250	8,500 / 8,497
284JP	0,312 / 0,250	14,0	4	5/8-11	0,94	1,750 / 1,748	1,3750 / 1,3745	1/2-13	1,50	1	2,390 / 2,360	5,895 / 5,855	2,53	1,112 / 1,097	0,252 / 0,250	1,2495 / 1,2490	8,156 / 8,094	11,00	12,500 / 12,495
286JP	0,312 / 0,250	14,0	4	5/8-11	0,94	1,750 / 1,748	1,3750 / 1,3745	1/2-13	1,50	1	2,390 / 2,360	5,895 / 5,855	2,53	1,112 / 1,097	0,252 / 0,250	1,2495 / 1,2490	8,156 / 8,094	11,00	12,500 / 12,495

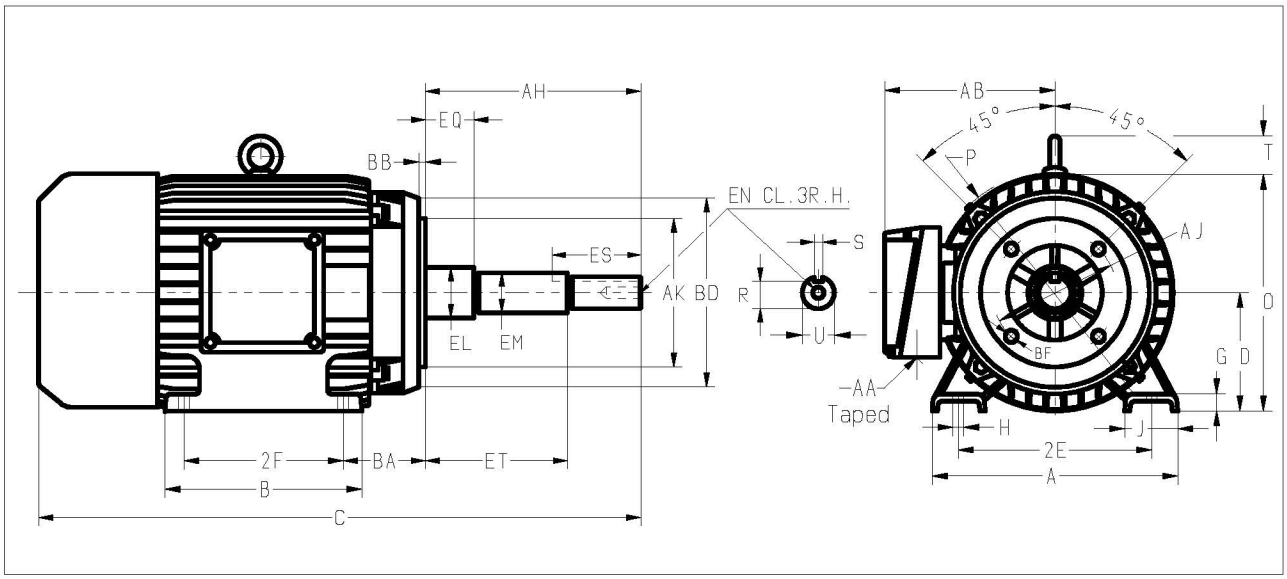

Frame	A	B	C	D	2E	2F	BA	G	H	J	O	P	T	AA	AB
	[inches]														
213JP	10,24	8,10	23,80	5,25	8,50	5,50	3,80	0,72	0,41	2,20	10,55	10,94	1,77	1	8,45
215JP	10,24	9,60	25,70	5,25	8,50	7,00	3,80	0,72	0,41	2,20	10,55	10,94	1,77	1	8,45
254JP	12,28	9,92	28,51	6,25	10,00	8,25	4,50	0,58	0,55	2,36	13,18	14,17	2,08	1 1/4	10,08
256JP	12,28	11,65	30,24	6,25	10,00	10,00	4,50	0,58	0,55	2,36	13,18	14,17	2,08	1 1/4	10,08
284JP	13,78	11,61	30,88	7,00	11,00	9,50	4,95	0,89	0,55	2,75	14,01	14,17	2,08	1 1/2	10,34
286JP	13,78	13,11	32,38	7,00	11,00	11,00	4,95	0,89	0,55	2,75	14,01	14,17	2,08	1 1/2	10,34

Wymiary montażowe i gabarytowe silników Nema Energy Efficient w wykonaniu JM
JM mounting dimensions and overall dimensions

Frame	BB	BD	BF			EL	EM	EN			EQ	ET	Keyseat			U	AH	AJ	AK
			Num - ber	Tap size	Bolt pene-tration allow-ance			Tap size	Tap drill depth max	Bolt pene-tration allow-ance			ES min	R	S				
	[inches]																		
143JM	0,156 / 0,125	6,50	4	3/8-16	0,56	1,156 / 1,154	1,0000 / 0,9995	3/8-16	1,12	0,85	0,640 / 0,610	2,890 / 2,860	1,65	0,771 / 0,756	0,190 / 0,188	0,8745 / 0,8740	4,281 / 4,219	5,875	4,500 / 4,497
145JM	0,156 / 0,125	6,50	4	3/8-16	0,56	1,156 / 1,154	1,0000 / 0,9995	3/8-16	1,12	0,85	0,640 / 0,610	2,890 / 2,860	1,65	0,771 / 0,756	0,190 / 0,188	0,8745 / 0,8740	4,281 / 4,219	5,875	4,500 / 4,497
182JM	0,156 / 0,125	6,50	4	3/8-16	0,56	1,250 / 1,248	1,0000 / 0,9995	3/8-16	1,12	0,85	0,640 / 0,610	2,890 / 2,860	1,65	0,771 / 0,756	0,190 / 0,188	0,8745 / 0,8740	4,281 / 4,219	5,875	4,500 / 4,497
184JM	0,156 / 0,125	6,50	4	3/8-16	0,56	1,250 / 1,248	1,0000 / 0,9995	3/8-16	1,12	0,85	0,640 / 0,610	2,890 / 2,860	1,65	0,771 / 0,756	0,190 / 0,188	0,8745 / 0,8740	4,281 / 4,219	5,875	4,500 / 4,497

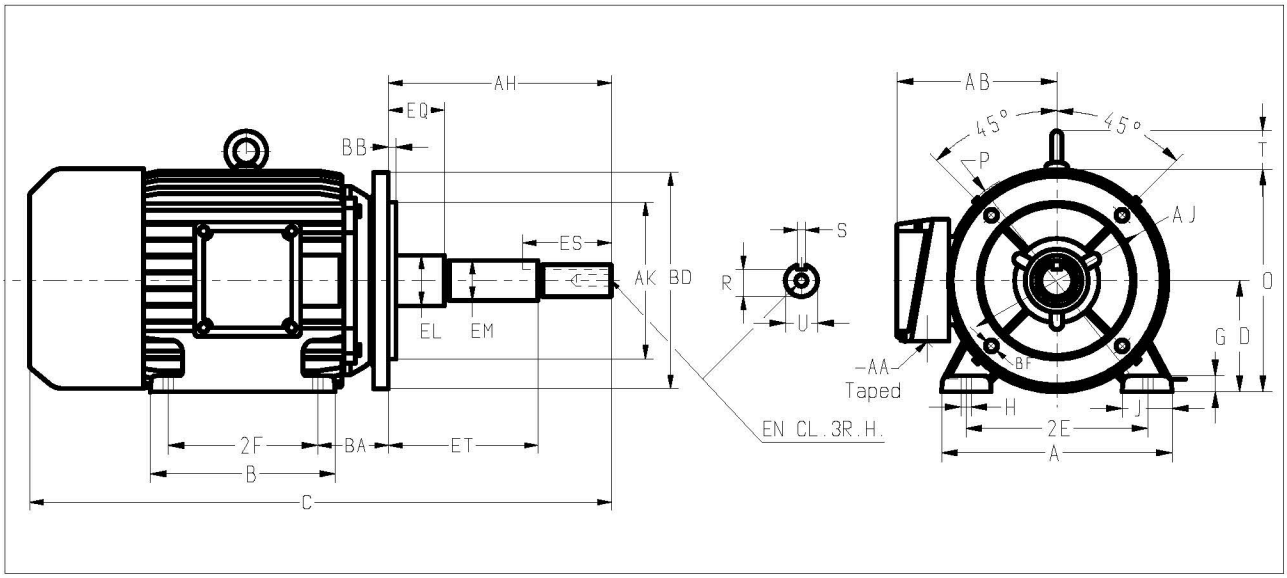

Frame	A	B	C	D	2E	2F	BA	G	H	J	O	P	T	AA	AB
	[inches]														
143JM	6,62	5,83	15,18	3,50	5,50	4,00	2,36	0,39	0,34	1,66	7,48	8,27	-	3/4	6,50
145JM	6,62	7,00	16,35	3,50	5,50	5,00	2,36	0,39	0,34	1,66	7,48	8,27	-	3/4	6,50
182JM	9,00	6,74	16,76	4,50	7,50	4,50	2,78	0,60	0,41	2,13	9,09	9,53	1,77	1	7,90
184JM	9,00	8,31	18,37	4,50	7,50	5,50	2,78	0,60	0,41	2,13	9,09	9,53	1,77	1	7,90

Wymiary montażowe i gabarytowe silników Nema Energy Efficient w wykonaniu JM
JM mounting dimensions and overall dimensions

Frame	BB	BD	BF			EL	EM	EN			EQ	ET	Keyseat			U	AH	AJ	AK
			Number	Tap size	Bolt penetration allowance			Tap size	Tap drill depth max	Bolt penetration allowance			ES min	R	S				
	[inches]																		
213JM	0,312 / 0,250	9,0	4	1/2-13	0,75	1,250 / 1,248	1,0000 / 0,9995	3/8-16	1,12	0,85	0,640 / 0,610	2,890 / 2,860	1,65	0,771 / 0,756	0,190 / 0,188	0,8745 / 0,8740	4,281 / 4,219	7,250	8,500 / 8,497
215JM	0,312 / 0,250	9,0	4	1/2-13	0,75	1,250 / 1,248	1,0000 / 0,9995	3/8-16	1,12	0,85	0,640 / 0,610	2,890 / 2,860	1,65	0,771 / 0,756	0,190 / 0,188	0,8745 / 0,8740	4,281 / 4,219	7,250	8,500 / 8,497
254JM	0,312 / 0,250	10,0	4	1/2-13	0,75	1,750 / 1,748	1,3750 / 1,3745	1/2-13	1,50	1	0,640 / 0,610	3,015 / 2,985	2,53	1,112 / 1,097	0,252 / 0,250	1,2495 / 1,2490	5,281 / 5,219	7,250	8,500 / 8,497
256JM	0,312 / 0,250	10,0	4	1/2-13	0,75	1,750 / 1,748	1,3750 / 1,3745	1/2-13	1,50	1	0,640 / 0,610	3,015 / 2,985	2,53	1,112 / 1,097	0,252 / 0,250	1,2495 / 1,2490	5,281 / 5,219	7,250	8,500 / 8,497
284JM	0,312 / 0,250	14,0	4	5/8-11	0,94	1,750 / 1,748	1,3750 / 1,3745	1/2-13	1,50	1	0,645 / 0,605	3,020 / 2,980	2,53	1,112 / 1,097	0,252 / 0,250	1,2495 / 1,2490	5,281 / 5,219	11,00	12,500 / 12,495
286JM	0,312 / 0,250	14,0	4	5/8-11	0,94	1,750 / 1,748	1,3750 / 1,3745	1/2-13	1,50	1	0,645 / 0,605	3,020 / 2,980	2,53	1,112 / 1,097	0,252 / 0,250	1,2495 / 1,2490	5,281 / 5,219	11,00	12,500 / 12,495

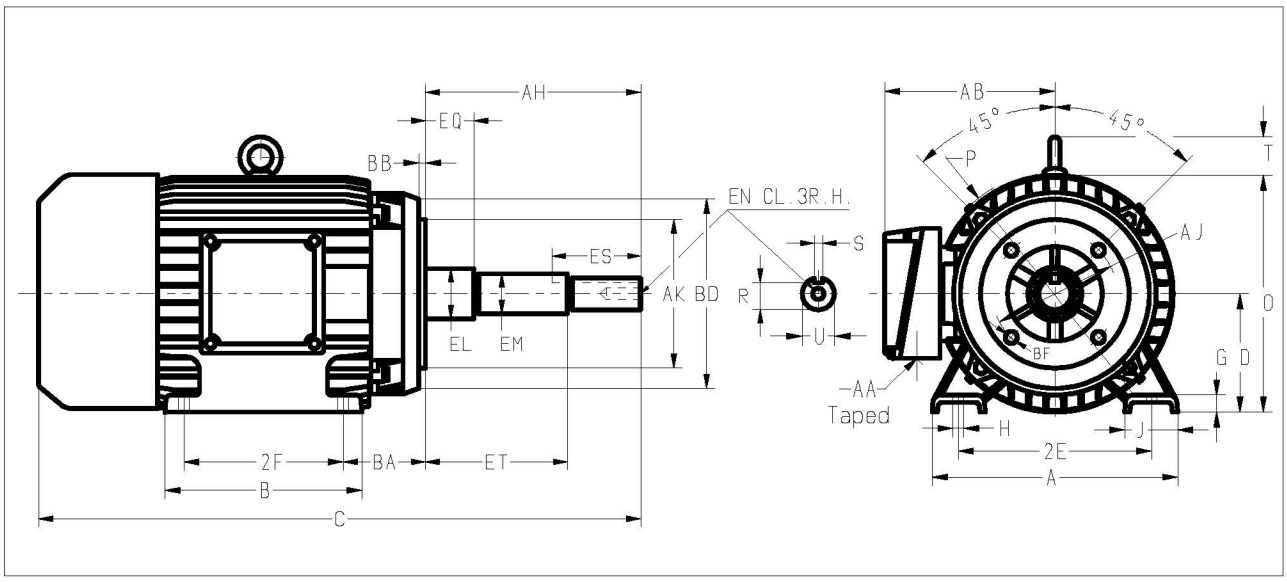

Frame	A	B	C	D	2E	2F	BA	G	H	J	O	P	T	AA	AB
	[inches]														
213JM	10,24	8,10	20,40	5,25	8,50	5,50	3,80	0,72	0,41	2,20	10,55	10,94	1,77	1	8,45
215JM	10,24	9,60	21,90	5,25	8,50	7,00	3,80	0,72	0,41	2,20	10,55	10,94	1,77	1	8,45
254JM	12,28	9,92	25,63	6,25	10,00	8,25	4,50	0,58	0,55	2,36	13,18	14,17	2,08	1 1/4	10,08
256JM	12,28	11,65	27,36	6,25	10,00	10,00	4,50	0,58	0,55	2,36	13,18	14,17	2,08	1 1/4	10,08
284JM	13,78	11,61	28,00	7,00	11,00	9,50	4,95	0,89	0,55	2,75	14,01	14,17	2,08	1 1/2	10,34
286JM	13,78	13,11	29,50	7,00	11,00	11,00	4,95	0,89	0,55	2,75	14,01	14,17	2,08	1 1/2	10,34